



# Redundancy Benefit application

1. Explanatory notes
2. Form

## Important information about this form

### What this form is for

This benefit application form and **Explanatory notes** are to be used by contributing members of PSS who have accepted an offer of retrenchment or redundancy, whether voluntary or involuntary, or have been retired by their employer on the ground of inefficiency.

Do not complete this form if you:

- Have been dismissed.
- Are a Preserved Benefit member.
- Are a casual or temporary employee and your period of employment has ended, and your terms and conditions of employment specifically preclude you from being deemed to have been made redundant.
- Are ceasing membership on medical grounds.
- Are ceasing scheme membership due to the sale, transfer or outsourcing of your organisation.

If you fit into one of the above categories, please contact your personnel area to obtain the correct benefit application form, or if you are a Preserved Benefit member, please contact us.

This benefit application form must be completed within three months of your cessation date. If your application is not completed within this period, you must provide reasons with your application as to why the election was not made within three months.

### How to use this form

Please use a black or blue pen.

Mark boxes like this  with a ✓ or ✗ then fill out the next question or section.

### Submitting your form

Send your completed application and any supporting documents directly to us. Instructions are provided at the end of the form.

## Financial advice for your needs and goals

Obtaining professional advice from an experienced financial planner can help you reach your financial goals.

CSC's authorised financial planners\* provide 'fee for service' advice, which means you receive a fixed quote upfront. There are no obligations, commissions or hidden fees.

To arrange an initial advice appointment please call **1300 277 777** during business hours.

\*Our authorised financial planners are authorised to provide advice by Guideway Financial Services (ABN 46 146 498 538, AFSL 420367). Guideway is a licensed financial services business providing CSC financial planners with support to provide members with specialist advice, education and strategies.



Public Sector  
Superannuation  
Scheme

# 1. Explanatory notes start

## Please read this first

These Explanatory notes are intended to assist you complete this benefit application form, not to provide a detailed explanation of your benefit options. You should detach these notes so you can refer to them as you complete the benefit application form and retain them for your own records.

A benefit estimate outlines the benefit options available to you, as well as other important information regarding the processing of your benefit. If you haven't already obtained a benefit estimate, or your situation has changed since you obtained a benefit estimate, you should contact [members.aps@contact.csc.gov.au](mailto:members.aps@contact.csc.gov.au) or call **1300 000 377**.

Before completing this benefit application, it is recommended that you read the **PSS Product Disclosure Statement (PDS)** and other relevant publications at [csc.gov.au](http://csc.gov.au). It is also recommended that you seek personal advice from a qualified professional.

Your accurate completion of this benefit application form allows us to process the application as soon as possible after the date of your cessation. If you do not complete the benefit application form correctly, the processing of your benefit will be delayed or may be processed incorrectly.

Please note there are penalties for making false declarations in respect of benefit claims.

## Section A: Personal details

The email address you provide is where all future correspondence will be sent unless you tell us you wish to receive correspondence by post. A contact phone number is also required in case we need to contact you regarding the processing of your benefit.

Details of your relationship status, including same or opposite sex de facto relationships, should also be provided. By providing this information now, unnecessary delays may be avoided in the event that a reversionary benefit becomes payable. You may wish to include a copy of your marriage certificate or registered relationship certificate with your application, however this is not compulsory.

## Section B: Identification requirements

To guard against fraud, money laundering and terrorism financing, you need to provide us with information to verify your identity before your request can be processed. The identification documents you send us will be verified electronically using the Document Verification System, or you can provide certified copies of your documents with your application. If you supply certified documents, the person certifying them must attest that the documents are true copies, and that you are the valid holder of the identification. Copies of your documents will be scanned and stored on our secure document management system.

## Section C: Employment details

Your retirement status determines, in part, whether you can access your PSS Benefit (see **Section F** of the **Explanatory notes** for information on cashing restrictions).

### Permanently retired from the workforce

If you are aged less than 60, you are regarded as being permanently retired from the workforce if you do not intend to work more than 10 hours per week and are no longer employed by the employer that contributed to PSS on your behalf.

If you are aged 60 or more, you are regarded as permanently retired from the workforce if you are no longer employed by the employer that contributed to PSS on your behalf.

### Re-employment

If you have been offered or made arrangements for employment with a PSS participating employer, then you may not be entitled to a PSS Benefit. You should contact us for more information before completing this benefit application form if you are unsure of the eligibility status of your prospective employer.



Notes continued on next page

## Section D: Benefit options

You can only select **one** benefit option otherwise your benefit application will be invalid and processing will be delayed.

This section shows **all** benefit options available to PSS members under this division of the scheme rules. However, depending on your situation, you may not be eligible for some of these options.

You can only select **one** option that has been reflected in your benefit estimate. If you have not obtained a benefit estimate, or your situation has changed since you obtained a benefit estimate, please contact us.

### **Important: Early Release Deduction Amounts**

If you have an Early Release Deduction Amount (ERDA), this will only be recovered when you claim your final benefit. If you preserve some or all of your benefit, the recovery of this amount will be delayed until you claim your final benefit. More information about ERDAs can be found in your benefit estimate or at [csc.gov.au](http://csc.gov.au)

You are making a formal election under the provisions of the *Superannuation Act 1990*. This election is binding and cannot be cancelled or withdrawn, although CSC may, at its absolute discretion, agree to change an election in certain exceptional circumstances.

If you have any transfer amounts, these will be processed in accordance with your instructions in **Section E**.

### **Option 1: Preserve Entire Benefit**

**This option is only available if you are aged less than 65 years.**

By choosing this option, you are electing to preserve your entire Defined Benefit in PSS for payment at a later date. A Preserved Benefit must be claimed by age 65. If you access any part of your Defined Benefit (for example, an early release on the grounds of financial hardship) you will not have the option to take a pension entitlement when you claim your final benefit.

### **Option 2: Full pension**

By choosing this option, you are claiming your final benefit by electing to convert your entire Defined Benefit to pension.

### **Option 3: Part pension, part lump sum**

**This option is only available if your benefit includes an unrestricted component.**

By choosing this option, you are claiming your final benefit by electing to convert a portion of your Defined Benefit to pension, with the remaining amount paid as a lump sum. Your pension entitlement will be funded by your untaxed element in the first instance, unless you instruct otherwise. Information regarding the unrestricted component can be found under **Cashing Restrictions** in **Section F** of the **Explanatory notes**.

### **Option 4: Full lump sum**

By choosing this option, you are claiming your final benefit by electing to have your entire benefit paid as a lump sum, subject to cashing restrictions.

### **Option 5: Part lump sum, part preservation**

**This option is only available if your benefit includes an unrestricted component and you are aged less than 65 years.**

By choosing this option, you are claiming a portion of your Defined Benefit now and preserving the balance for payment at a later date. Please note you will not have the option to take a pension when you claim your final benefit. Your final benefit will only be payable as a lump sum. Your lump sum will be paid from your taxed element in the first instance, unless you instruct otherwise. Information regarding the unrestricted component can be found under **Cashing Restrictions** in **Section F** of the **Explanatory notes**.

### **Option 6: Transfer value to an eligible scheme**

You may elect to have a transfer value paid to an 'eligible superannuation scheme' if:

- you are a member of the eligible superannuation scheme as a result of public or government employment;
- you have preserved your entire benefit in PSS; and
- the trustee or administrator of the eligible superannuation scheme agrees to accept the transfer.

Each of the following is an eligible superannuation scheme:

- DFRDB
- Northern Territory Government and Public Authorities Superannuation Scheme
- Parliamentary Contributory Superannuation Scheme
- QSuper
- Queensland Electricity Supply Industry Superannuation Scheme
- Brighter Super (LGIAsuper)
- Queensland Parliamentary Contributory Superannuation Scheme
- UniSuper Accumulation 2 Plan.



**Notes continued on next page**

The transfer value will include all your Defined Benefit equity, as well as any transfer amounts. If you elect to have your benefit paid as a transfer value, you will no longer be a member of PSS and no further benefits will be payable.

## Option 7: Combine with a concurrent period of membership

**This option is only available if you have another current period of contributory membership.**

By choosing this option, you are combining your membership with another concurrent period of service. An election to combine your memberships is binding and may impact the calculation of your final benefit greatly. For this reason, it is strongly recommended that you contact us to request a comparative estimate of your potential benefit if you have yet to do so.

## Section E: Additional benefit instructions

The processing of your benefit may require an additional election if you have a surcharge debt, have elected to take a pension entitlement or have any transfer amounts. If you fit into any of these categories, please complete the relevant part/s of this section as described below.

### Surcharge debt repayment

If you have an outstanding superannuation contributions surcharge debt ('surcharge debt') and are claiming your final benefit, you must complete this section.

If you elect to have the debt deducted from your lump sum benefit, it will be deducted from any untaxed components in the first instance, unless you instruct otherwise.

If you elect to have the debt deducted from your pension entitlement, this will be applied for the lifetime of the pension.

This election is binding and cannot be revoked if your circumstances change. You can only make **one** election for the repayment of your surcharge debt. If you do not provide an election, the processing of your benefit may be delayed.

### Election for a reduced pension

If you are claiming some or all of your benefit as a pension, you must complete this section.

If you pass away when you are in receipt of a pension, an eligible spouse may be entitled to 67% of your pension entitlement as a reversionary benefit. However, you have the option to take a reduced pension now in exchange for a higher reversionary benefit, should one become payable. If you elect to take a reduced pension entitlement, your pension will be reduced to 93% of the original pension value. In return, the reversionary benefit paid to an eligible spouse would increase to 85%.

Reversionary benefits may also be payable to any eligible children. Similarly, by electing to take a reduced pension, reversionary benefits paid to an eligible child would also increase. More information on death benefits can be found at [csc.gov.au](http://csc.gov.au). This election is binding and cannot be revoked if your circumstances change.

### Transfer amounts

Please complete this section if you have a **Post 95** or **Pre 96** transfer amount.

#### Post 95 transfer amount

Your Post 95 transfer amount may include government Co-Contributions, ATO Superannuation Guarantee (SG) or Low Income Superannuation Tax Offset (LISTO) paid on your behalf. It does not form part of your defined benefit and cannot be converted to pension.

**Paid as a lump sum:** You can elect to have your Post 95 transfer amount paid as a lump sum, subject to cashing restrictions (see Section F), even if you are preserving your entire defined benefit.

**Preserved in PSS:** If you are preserving some or all of your PSS benefit, you can also preserve your Post 95 transfer amount in PSS.

#### Pre 96 transfer amount

A Pre 96 transfer amount can be converted to pension, taken as a lump sum or a combination of both. The calculation of this amount can be complex, so please make sure you refer to your benefit estimate when completing this section.

**Paid as a lump sum:** You can elect to have your Pre 96 transfer amount paid as a lump sum, subject to cashing restrictions (see **Section F**), even if you are preserving your entire defined benefit.

**Conversion to pension:** You can elect to have your Pre 96 transfer amount included in the calculation of your pension. The calculation of this amount will vary depending on whether you claim your pension immediately upon ceasing to be a contributor of PSS, or after preserving your benefit for one day. Your benefit estimate will show the amounts payable for both scenarios.

**Preserved in PSS:** If you are preserving some or all of your PSS Benefit, you can also preserve your Pre 96 transfer amount in PSS.

You can also attach additional instructions with this benefit application form if you want your Pre 96 transfer amount split between your pension and lump sum benefit.



Notes continued on next page

## Section F: Payment instructions

Please complete this section if you are claiming a pension and/or lump sum entitlement.

If you want to specify what components should be applied to your benefit, subject to proportioning rules, please attach separate instructions to this benefit application form.



### Important: Cashing restrictions

The *Superannuation Industry (Supervision) Regulations 1994* determine how much of a lump sum can be accessed as cash. You can access your entire lump sum benefit as cash if:

- you have reached your preservation age (see table below) and permanently retired from the workforce; or
- you have reached age 60 and no longer work for the employer who contributed on your behalf; or
- you have reached age 65.

However, if you have not met one of the above conditions, your access to a cash lump sum will be restricted to the amount accumulated before 1 July 1999 (SIS Upper Limit). The amount of lump sum you can access as cash is shown on your benefit estimate.

### Preservation age table

Date of birth	Preservation age
Before 1 July 1960	55
1 July 1960 to 30 June 1961	56
1 July 1961 to 30 June 1962	57
1 July 1962 to 30 June 1963	58
1 July 1963 to 30 June 1964	59
From 1 July 1964	60

### Lump sum payments

Please nominate how much of your lump sum benefit (including transfer amounts) is to be paid as a cash lump sum and/or rollover in this section. **Please note:** Once an amount has been paid as a cash lump sum, it cannot be returned to PSS to be reissued as a rollover. This is because the payment is no longer recognised as being in the superannuation system and is no longer governed by superannuation laws or regulations.

#### Cash lump sum payments

Cash lump sums must be paid to an Australian bank account in your name. If it's a joint account, one of the names listed must be yours.

**Please note:** payments cannot be made to a mortgage account.

#### Rollovers

You need to check that you can rollover your benefit to a complying super fund, rollover fund, RSA, or use it to purchase an annuity.

You can nominate up to two funds to receive all or part of your lump sum benefit. You will need to provide the details of the fund/s in this section, unless you nominate **Public Sector Superannuation accumulation plan (PSSap)** or **Commonwealth Superannuation Corporation retirement income (CSCri)** as these details have been prepopulated for you.

CSCri is an account-based income stream for those who wish to keep their lump sum benefit invested in super in retirement. CSC is the Trustee of PSSap ABN: 65 127 917 725 RSE:R1004601 and offers the CSCri. For further information, please read the PSSap and/or CSCri PDS.

We will send all rollover payments electronically to your nominated fund(s). If your fund does not accept electronic payments, the payment will be issued in the form of a cheque and sent directly to the receiving fund. Please make sure you provide the correct postal address of your Fund(s).



Notes continued on next page

## Section G: Taxation details

### Eligible Service Period (ESP) start date

Your ESP is used to calculate your tax components. It is usually the number of days from the day you commenced with PSS (the ESP start date) through to the date your payment is made. In some cases a start date earlier than the date you joined PSS may be used, such as:

- If you transferred from CSS to PSS, the date you joined the CSS will be used as your ESP start date.
- The date listed as your ESP start date on any amounts transferred into PSS.
- The date you commenced employment with a CSS/PSS participating employer (if the date is earlier than the date you joined the Fund).

If you do not provide a date in this section, we will use the date recorded against your membership when we process your benefit.

### Tax File Number (TFN)

We are required by tax law to deduct PAYG tax at the top marginal rate, plus the Medicare levy, from benefits if a person does not provide a TFN. We are required to validate your TFN with the Australian Taxation Office's (ATO) records to confirm the TFN provided is yours and is correct. Your TFN will be validated using the SuperTICK validation service. If you do not provide your TFN, the processing of your benefit payment may be delayed. You must also advise of your approval to disclose your TFN to rollover funds. We will provide your TFN to the receiving fund unless you instruct us not to. Please note that there are consequences for not supplying your TFN to the receiving fund.

### TFN Declaration form

If you have chosen to receive all or part of your benefit as a pension and you wish to claim the tax-free threshold, you should complete a TFN Declaration form and attach it with your benefit application form. These forms are available from your personnel section, the ATO and some newsagencies. If you do not provide us with this form, the tax-free threshold will not be applied to your pension.

## Section H: Information acknowledgement

You must sign this section to acknowledge you have received and understood sufficient information to be able to make an informed choice of how you would like your benefit processed.

Information sources (including the availability of personal financial advice) are shown at the start of these **Explanatory notes** and it is strongly recommended that you make use of them before completing this benefit application form.

If you do not sign this acknowledgement, processing of your benefit cannot proceed.

## Section I: Member checklist

While it is not compulsory to complete this section, it is recommended that you complete the member checklist to be sure you have completed each section of the benefit application form.

### What next?

Send your completed application and any supporting documentation directly to us. Instructions are provided at the end of the form.

Please note you can submit your benefit application form up to three months before you cease employment, however we cannot process your benefit application form until **after** your cessation date.

## Documents you may receive from us after retirement

After your benefit application form has been processed, you will receive correspondence from us outlining your chosen benefit option. In addition to this document, you may also receive:

- An **Exit Statement** if you have claimed your final benefit.
- A **PAYG Payment Summary** if you have claimed a cash lump sum benefit.
- A **Rollover Benefits Statement** if you have rolled over any of your benefit.

If you have preserved some of all of your benefit, you will continue to receive annual member statements until you claim your final benefit.

If you have claimed a pension entitlement, you will receive a PAYG Payment Summary each year to complete your tax return, as well as biannual advice in January and July each year outlining any pension increases in line with the Consumer Price Index (CPI).



Notes continued on next page

## Unclaimed benefits

If we do not receive a completed benefit application form from you within 90 days of your cessation date, your benefit may be preserved under the default provisions of the scheme. This may mean that you will lose the opportunity to elect for a payment option following your cessation.

If you have elected for a lump sum benefit and have provided invalid payment instructions, or your lump sum is returned to us by a financial institution, we may pay your lump sum to an Eligible Rollover Fund (ERF) nominated by CSC.

If you are in receipt of a pension or have a Preserved Benefit, it is important that you advise us of any changes to your contact details. If we are unable to contact you, you may be classed as a lost member and this may result in your pension being suspended, or your Preserved Benefit being paid to the ATO as unclaimed superannuation.

## Privacy

We're committed to protecting your privacy. We collect your personal information for the purposes of providing superannuation services to you, improve our products and to keep you informed. We will only share your personal information where necessary for providing superannuation services to you. This may include disclosing your personal information to our scheme administrator, service providers or government or regulatory bodies. Your personal information may be accessed overseas by our service providers. Please see our privacy policy for full details. Your personal information will not be otherwise used or disclosed unless required or permitted under law. A full copy of our privacy policy as well as the privacy complaint process is available at [csc.gov.au/privacy/](https://csc.gov.au/privacy/)

End of  
explanatory  
notes



# Redundancy Benefit application

## 2. Form start

Read the Explanatory notes and each section of the form carefully before filling it in.

### A Personal details

Reference number (AGS)

--	--	--	--	--	--	--	--	--	--	--	--

Cessation date

D	D	/	M	M	/	Y	Y	Y	Y			

Title

Mr    Mrs    Ms    Miss    Other   

--	--	--	--	--

Your name

Given name(s)


Surname

--	--	--	--	--	--	--	--	--	--	--	--	--	--	--	--	--	--	--	--	--	--

Date of birth

D	D	/	M	M	/	Y	Y	Y	Y			

Previous memberships

Have you had any other periods of PSS membership? If so, please list the reference (AGS) number(s) for each of those memberships.

1   

--	--	--	--	--	--	--	--	--	--	--	--	--

2   

--	--	--	--	--	--	--	--	--	--	--	--	--

3   

--	--	--	--	--	--	--	--	--	--	--	--	--

4   

--	--	--	--	--	--	--	--	--	--	--	--	--

### Relationship details

Relationship details

Married    Single    De facto

Start date of de facto relationship (if applicable)

D	D	/	M	M	/	Y	Y	Y	Y			



Public Sector  
Superannuation  
Scheme

➡ Section A continued on next page





# B

## Identification requirements

To confirm your identity, we require some information from you—this is to protect your benefit against fraud, money laundering and terrorism financing, under the *Anti-Money Laundering and Counter-Terrorism Financing Act 2006*. CSC may request additional identification documents for verification purposes, where required.

### Verifying your documents

Identifying documents may be verified through the Document Verification Service (DVS). DVS is a national online system that allows approved government agencies and organisations to compare a member's identifying information with a government record. It is not a database and does not store any personal information. Requests to verify a document are encrypted and sent via a secure communications pathway to the document issuing authority for checking.

**If you don't provide authorisation to have documents verified electronically or your documents are incompatible with DVS, you will need to provide certified copies of required documents. Please also refer to the section *Certifying your documents*.**

An electronic copy of your identification documents will be stored in a secure environment and hard copies will be securely stored off-site. All copies will only be used for the purpose of confirming your identity. You need to send in identification with every application.

### Certifying your documents

If you're providing certified documents, the certifying authority must confirm in writing you are the valid holder of the identification you are presenting, and any copies are true copies of the original.



**IMPORTANT:** The certification must include the name, signature, qualification and registration number of the certifying authority (if applicable), and the date of the certification.

The following sample of certifying authorities can certify your documents in Australia:

- Dentist
- Employee of a Commonwealth authority engaged on a permanent basis with five or more years of continuous service who is not specified elsewhere in this document
- Financial Adviser or Financial Planner
- Justice of the Peace (JP)
- Legal Practitioner
- Medical Practitioner
- Member of the Australian Defence Force who is:
  - an Officer; or
  - a Non-Commissioned Officer within the meaning of the *Defence Force Discipline Act 1982* with five or more years of continuous service; or
  - a Warrant Officer within the meaning of that Act.
- Midwife
- Notary Public
- Nurse
- Occupational therapist
- Physiotherapist
- Psychologist.

For a full list of certifying authorities refer to **Schedule 2** of the *Statutory Declarations Regulations 2018* available at [legislation.gov.au/Details/F2018L01296](https://legislation.gov.au/Details/F2018L01296)

DVS is only compatible with some identification documents, these have been listed below.

**Note:** We require a copy of both sides of your identification document.

## How can I meet the identification requirements?

You only need to provide **one** document from the **Primary photographic identification** category. If you can't provide any **Primary photographic identification** you will need to provide **one** secondary identification document from List A AND **one** secondary identification document from List B. We can only accept documents that are listed below for identification purposes.

If the name we hold on file for you is different to the name on your identification, or two pieces of identification are in different names, please provide a certified copy of your **Marriage** or **Change of Name certification**.





**If you would like us to use DVS to verify your identification, please check both boxes below.**




- I confirm that I am authorised to provide the personal details presented and I consent to the information being checked with the document issuer or official record holder via third party systems for the purposes of confirming my identity.
- I have attached identification for DVS verification.



**You must provide a copy\* of one of the following:**

### Primary photographic identification

DVS compatibility is shown as  or 




-  A current Australian Driver's Licence (front and back of licence must be provided).
-  A current Australian Passport (or one which has expired within the last two years).
-  A current Australian Proof of Age card (issued under a State or Territory law).

If your documents are incompatible with DVS, don't forget to provide certified copies.




### Secondary identification requirements

Only provide these documents if you're unable to provide **one** of the **Primary photographic identification** documents.

#### List A

-  Your Australian Birth Certificate or extract issued by a State or Territory.  
**Please note:** Birth Certificate extracts and Birth Certificates issued before 1970 may not be verified by DVS.
-  Your Citizenship Certificate issued by the Commonwealth.
-  Your current Pensioner Concession Card issued by the Department of Human Services.

#### List B

-  Your notice issued by the Australian Taxation Office (ATO) within the last 12 months that shows your name, current residential address, and records an amount payable either to or from the ATO.
-  Your notice issued by a local council or utilities provider in the last three months showing the provision of services and current residential address. **For example:** rates notice, electricity or water bill.
-  Your notice issued by the Commonwealth or a State or Territory government within the last 12 months showing your name and current residential address, and the provision of a financial benefit. **For example:** a Centrelink letter.

### Members residing overseas

If you live overseas and provided an overseas bank account, you need to meet 100 points of identification requirement and need to have documents certified, it needs to be done by a person in a foreign country who is authorised by law in that jurisdiction to administer oaths or affirmations or to authenticate documents. For more information refer to [ag.gov.au](http://ag.gov.au) and [dfat.gov.au](http://dfat.gov.au). Documents provided in a foreign language must be accompanied by a certified translation completed by an accredited translator.

**Please contact us as we require further documents.**

**\*Don't send original documents.**

# C Employment details

Are you permanently retiring from the workforce?

Yes      **OR**       No – I will be employed by the following PSS participating employer.

--	--	--	--	--	--	--	--	--	--	--	--	--	--	--	--	--	--	--	--	--

**OR**

No – I will be employed by a non-participating employer for more than 10 hours per week.

# D Benefit options

Please ensure that only **one** benefit option is completed.

Your benefit option election must be completed within 90 days of your retirement date. If your election is made more than 90 days after your retirement date, you must provide reasons with your application as to why the election was not made within the period allowed.

**Option 1: Preserve Entire Benefit**

**Option 2: Full pension**

**Option 3: Part pension, part lump sum**

I elect to be paid the maximum lump sum permitted under PSS Rules.

I elect to be paid a lesser amount of:

\$ 

--	--	--	--	--	--	--	--	--	--

  
(gross)

Post 95 transfer amount **included** in total nominated lump sum

Post 95 transfer amount paid **on top** of nominated lump sum

**OR**

--	--	--

 % of my benefit.

**Option 4: Full lump sum (subject to cashing restrictions)**

**Option 5: Part lump sum, part preservation**

I elect to be paid the maximum lump sum permitted under PSS Rules.

I elect to be paid a lesser amount of:

\$ 

--	--	--	--	--	--	--	--	--	--

**OR**

--	--	--

 % of my benefit.

**Option 6: Transfer value to an eligible scheme**

**Option 7: Combine with a concurrent period of membership**

# E Additional benefit instructions

Only complete the sections that are relevant to you.

## A. Surcharge repayment

If you have an outstanding surcharge debt, please select one of the following options:

Deduct the surcharge debt from my lump sum.

Deduct the surcharge debt from my pension as an ongoing lifetime deduction.

## B. Election for a reduced pension

If you have chosen a pension entitlement, please select one of the following:

I elect to take a reduced pension of 93%.

I **do not** elect to take a reduced pension of 93%.

**Section E continued on next page**

C. Transfer amounts

If you have a Post 95 transfer amount, please select one of the following:

- I elect to have my Post 95 transfer amount paid as a lump sum. This option is not available if cashing restrictions apply (refer Section F of Explanatory notes).
I elect to have my Post 95 transfer amount rollover to PSSap, CSCri or other fund (complete F3).
I have attached additional instructions regarding the payment of my Post 95 transfer amount.
I elect to keep my Post 95 transfer amount preserved in PSS (please note: this option is only available if benefit option 1, 5 or 7 is selected).
I have attached additional instructions regarding the payment of my Post 95 transfer amount.

If you have a Pre 96 transfer amount, please select one of the following:

- I elect to have my Pre 96 transfer amount paid as a lump sum.
I elect to have my Pre 96 transfer amount included in the calculation of my pension by:
- Claiming immediately.
OR
- Claiming after preserving for one day.
I elect to keep my Pre 96 transfer amount preserved in PSS.
I have attached additional instructions regarding the payment of my Pre 96 transfer amount.

F Benefit payment arrangements

F1. Lump sum payment

Complete this section to tell us how you want your lump sum paid.

I elect for: \$ [ ] [ ] [ ] [ ] [ ] [ ] [ ] [ ] [ ] [ ] [ ] [ ] [ ] [ ] [ ] [ ] gross
OR
[ ] [ ] [ ] [ ] %

of my total lump sum to be paid as cash. Please complete F2.

AND/OR

I elect for: \$ [ ] [ ] [ ] [ ] [ ] [ ] [ ] [ ] [ ] [ ] [ ] [ ] [ ] [ ] [ ] [ ] gross
OR
[ ] [ ] [ ] [ ] %

of my total lump sum to be paid as rollover. Please complete F3.

If you have specific instructions relating to the breakup of your benefit (subject to proportioning) please attach these details separately.

F2. Details for your cash lump sum payment

Attach a copy of your recent bank statement which shows your account name, BSB and account number.

Name of institution [ ]
Name of account holder (in your name or joint names) [ ]
Branch location [ ]
Branch (BSB) number [ ] [ ] [ ] [ ] - [ ] [ ] [ ] [ ]
Account number [ ] [ ] [ ] [ ] [ ] [ ] [ ] [ ] [ ] [ ] [ ] [ ] [ ] [ ] [ ] [ ]

Note: If the BSB or account number you have provided is incorrect, the payment may not be accepted by your financial institution. If you have any doubts what your correct BSB or account number is, you should confirm these details with your financial institution before including them on this form.

### F3. Details for your rollover payment or transfer value to an eligible scheme

**!** This section is mandatory if you have a compulsory preserved Post 95 transfer amount.

If you are splitting your benefit between two funds, copy this page, complete the details and attach to this form.

If you wish to and are eligible to roll over to Public Sector Superannuation accumulation plan (PSSap) or Commonwealth Superannuation Corporation retirement income (CSCri) please complete **option F3a** below.

If you wish to roll over to any other rollover Fund or RSA, please complete **option F3b**.

#### F3a. Rollover to PSSap or CSCri

Would you like to rollover to PSSap or CSCri?  PSSap  CSCri

Are you already a PSSap Member?  Yes  No

If Yes, PSSap membership number

If No

If you are joining PSSap as an Ancillary member please complete a **Join PSSap as an Ancillary member: Online Form** or PDF form available at [csc.gov.au](http://csc.gov.au) and send your completed form (if not the online form) to PSSap (see address below) when you provide your **PSS Redundancy Benefit application** form to your employer.

If you are joining CSCri please complete the form **Apply for CSC retirement income for PSS, CSS and PSSap members** available at [csc.gov.au](http://csc.gov.au) and send your completed form to CSCri (see address below) when you provide your **PSS Redundancy Benefit application** form to your employer. If you are already a PSSap Ancillary Member your rollover will be paid into your PSSap Ancillary account prior to starting the retirement income stream from CSCri.

#### Details for rollover to PSSap or CSCri

Name of fund	<b>Public Sector Superannuation accumulation plan</b>
ABN of fund	<b>65 127 917 725</b>
Unique Superannuation Identifier (USI) of fund	<b>65127917725001</b>
Postal address of fund	<b>PSSap Locked Bag 20117 Melbourne VIC 3001</b>
Name of fund	<b>Commonwealth Superannuation Corporation retirement income (a part of Public Sector Superannuation accumulation plan)</b>
ABN of fund	<b>65 127 917 725</b>
USI of fund	<b>65127917725001</b>
Postal address of fund	<b>CSCri Locked Bag 20115 Melbourne VIC 3001</b>

#### F3b. Rollover to other fund or retirement savings account (RSA)

Name of fund or RSA

ABN of fund or RSA

Membership number (known as Member Client Identifier) for fund or RSA

USI of fund or RSA

Postal address of fund

Suburb  State  Postcode

### F3c. Rollover to a self-managed super fund (SMSF)

Attach a copy of your recent bank statement which shows your account name, BSB and account number.

Name of SMSF	<input type="text"/>
ABN of fund	<small>Australian Business Number</small> <input type="text"/>
Electronic service address (ESA)	<input type="text"/>
Account name	<input type="text"/>
Branch (BSB) number	<input type="text"/> - <input type="text"/>
Account number	<input type="text"/>

### F4. Details for your pension payment

Attach a copy of your recent bank statement which shows your account name, BSB and account number. Please provide the account details for the payment of your pension:

Name of institution	<input type="text"/>
Name of account holder (in your name or joint names)	<input type="text"/>
Branch location	<input type="text"/>
Branch (BSB) number	<input type="text"/> - <input type="text"/>
Account number	<input type="text"/>

**Note:** If the BSB or account number you have provided is incorrect, the payment may not be accepted by your financial institution. If you have any doubts what your correct BSB or account number is, you should confirm these details with your financial institution before including them on this form.



## Taxation details

### Eligible Service Period (ESP) start date

What is your ESP start date for taxation purposes?  <sup>D</sup>  <sup>D</sup> /  <sup>M</sup>  <sup>M</sup> /  <sup>Y</sup>  <sup>Y</sup>  <sup>Y</sup>  <sup>Y</sup>

### Tax File Number (TFN)

If you have already provided your TFN to us, you are under no obligation to provide it again in this application.

Tax File Number

Can we give your TFN to the rollover fund(s)/RSA(s) nominated above?  Yes  No

### TFN Declaration (for pension recipients only)

I have attached a TFN Declaration form.  
 I do not wish to provide a TFN Declaration form.

Please refer to [ato.gov.au](http://ato.gov.au) to complete Tax File declaration online and attach the completed declaration to this application form.



# Information acknowledgement

Benefit processing cannot proceed unless this acknowledgement is completed.

I have received enough information to make an informed decision regarding the payment of my PSS Benefit. I have been advised to read the **PSS PDS** and seek personal financial advice.

I understand that, by selecting an option in **Section D** and/or **Section E**, I am making a formal election under the provisions of PSS legislation and this benefit election cannot be cancelled or withdrawn.

I declare that the information I have provided is true and correct to the best of my knowledge.

I acknowledge that it may be a criminal offence to knowingly provide false or misleading information or documents.

Sign

Signature

Date signed

D	D	/	M	M	/	Y	Y	Y	Y



# Member checklist

I have:

- Read the **Explanatory notes** at the beginning of this benefit application form.
- Received a benefit estimate outlining my available options.
- Obtained the information I require to make an informed decision.
- Provided my personal details in **Section A**.
- Completed the identification requirements in **Section B**.
- Completed the employment details in **Section C**.
- Selected a benefit option in **Section D**.
- Completed the additional benefit instructions in **Section E**.
- Provided payment instructions in **Section F** and attached a copy of my recent bank statement.
- Forwarded the **Apply for CSC retirement income form** to CSCri (if applicable).
- Forwarded the **Join PSSap as an Ancillary member form** to PSSap (if applicable).
- Completed the taxation details in **Section G**.
- Attached a **TFN Declaration form** (pension recipients only – see **Section G**).
- Signed the information acknowledgement in **Section H**.
- Attached a copy of my marriage or registered relationship certificate (if applicable).
- Attached additional instructions regarding the payment of my benefit (if applicable).

## You have now completed this form.

Please return it, along with any attachments to:

**PSS**

**GPO Box 2252**

**Canberra ACT 2601**

or email to:

**formsandapplications@csc.gov.au**



We'll action your application as quickly as possible. Our processing time is generally 10–15 business days from the cessation date.

However, delays in processing may occur if:

- your application is not completed fully or is invalid;
- you don't provide sufficient identification;
- we need to wait for information from your employer; or
- your benefit requires manual calculation.



Email  
members.aps@contact.csc.gov.au



Phone  
1300 000 377



Financial Advice  
1300 277 777



Post  
PSS  
GPO Box 2252  
Canberra ACT 2601



Web  
csc.gov.au



Overseas Callers  
+61 2 6275 7000